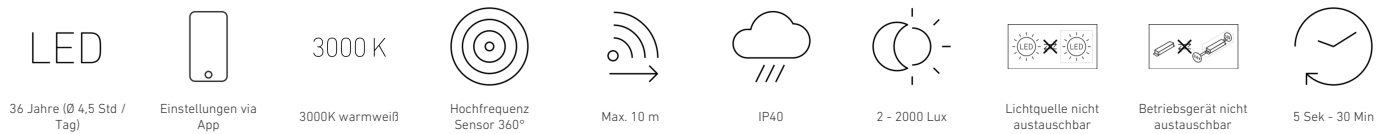


# RS PRO R20 basic SC

warm white  
EAN 4007841 067854  
Article number 067854



## Function description

Digital. Ingenious. Wirelessly adjustable via app, the digital RS PRO R20 basic SC sensor-switched light makes connected lighting incredibly easy. Easily started up, interconnected and adjusted in any chosen way via app, it comes with 3 lighting functions: basic light level, dimmable main light and emergency light. High-precision HF sensor (10 m reach). The opal diffuser bonnet ensures even light distribution. 15,3 W, 1823 lm. 3000 K, 350 x 55 mm. Emergency lighting operation is alternatively possible via connection to central battery systems.

## Technical specifications

Dimensions (Ø x H)	350 x 55 mm	Colour temperature	3000 K
With lamp	Yes, STEINEL LED system	Colour variation LED	SDCM3
With motion detector	Yes	Lamp	LED cannot be replaced
Manufacturer's Warranty	5 years	Base	without
Settings via	Bluetooth	LED cooling system	Passive Thermo Control
With remote control	No	Soft light start	Yes
Version	warm white	Continuous light	selectable
PU1, EAN	4007841067854	Functions	Group parameterisation, Manual ON / ON-OFF, Neighbouring group function, Orientation light, Motions sensor, Light sensor, Encrypted communication, Free selection of the light value in a luminaire group, Adjustable fade time when switching on and off
Application, place	Indoors		
Application, room	corridor / aisle, changing room, function room / ancillary room, kitchenette, stairwell, Indoors	Twilight setting	2 – 2000 lx
Colour	white	Time setting	5 s – 60 Min.
includes sheet of self-adhesive numbers	No	Basic light level function	Yes
Installation site	wall, ceiling	Basic light level function, detail	LED effect light
Installation	Wall, Ceiling, Surface wiring		

# RS PRO R20 basic SC

warm white

EAN 4007841 067854

Article number 067854



## Technical specifications

Impact resistance	IK07
IP-rating	IP40
Protection class	II
Ambient temperature	-20 – 40 °C
Housing material	Plastic
Cover material	PC, opal
Mains power supply	220 – 240 V / 50 – 60 Hz
Power consumption	0,3 W
Mounting height max.	4,00 m
HF-system	5,8 GHz
Slave modeselectable	Yes
Detection	also through glass, wood and stud walls
Capability of masking out individual segments	Yes
Electronic scalability	Yes
Mechanical scalability	No
Reach, radial	Ø 10 m (79 m <sup>2</sup> )
Reach, tangential	Ø 10 m (79 m <sup>2</sup> )
Photo-cell controller	Yes
Transmitter power	< 1 mW
Luminous flux total product	1823 lm
Total product efficiency	119 lm/W

Basic light level function time	1-60 min
Main light adjustable	0 - 100 %
Twilight setting TEACH	Yes
Interconnection	Yes
Type of interconnection	Master/master
Interconnection via	Bluetooth Mesh Connect
Lifetime LED according to IEC-62717 (L70)	100000
Lifetime LED according to IEC-62717 (L80)	74000
Lebensdauer LED nach IES TM-21 (L70)	60000
Lifetime LED according to IES TM-21 (L80)	60000
Fuse protection B10	46
Fuse protection B16	74
Fuse protection C10	77
Fuse protection C16	122
Basic light level function in per cent	0 – 100 %
Output	15,3 W
Colour Rendering Index CRI	= 82
Photobiological safety in accordance with EN 62471	RG1
Starting current, maximum	13 A
Angle of aperture	160 °
IP-rating, ceiling	IP40
Detection angle	360 °

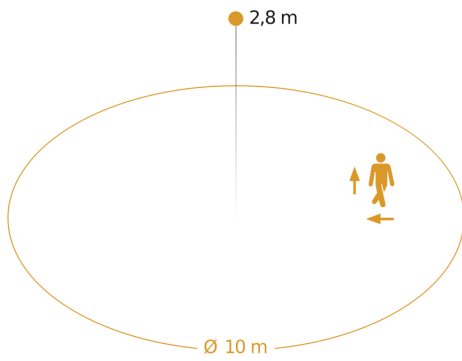
## Accessories

EAN 4007841 087234	Adapter R-Series for Emergency Light Switch
EAN 4007841 064143	R-series emergency light module
EAN 4007841 084653	Wireless push button PB2-Bluetooth
EAN 4007841 084660	Wireless push button PB4-Bluetooth

# RS PRO R20 basic SC

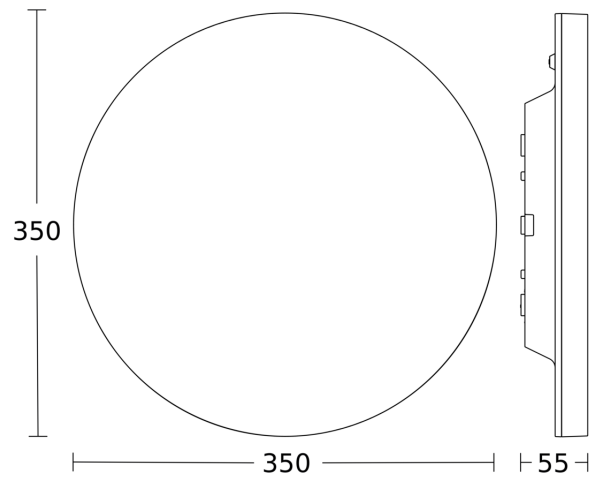
warm white  
EAN 4007841 067854  
Article number 067854

## Detection Zone

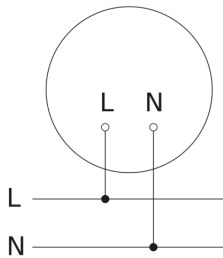


Possible mounting height: 2,00 m - 4,00 m  
Orange: radial and tangential

## Dimension Drawing



## Slave/wireless master interconnection circuit diagram



## Master/master interconnection circuit diagram

